

MUSE SPOT 01

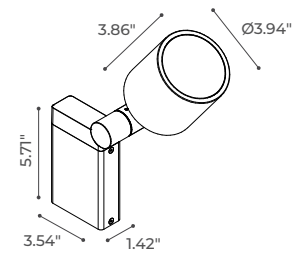
MUSE is a modular outdoor lamp system that offers multiple lighting solutions based on the needs of the user, by combining one of the 3 emission sources - CAPSULE, STILLA and SPOT - with various installation accessories. MUSE SPOT 01 is a turned aluminum cylinder attached to a small or large box that can be installed on a wall, ceiling or ground, with or without a honeycomb, and offered in 4 optic options and 4 standard finishes.



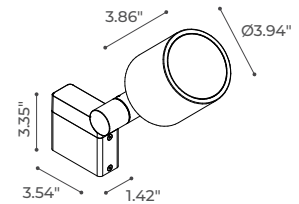
TECHNICAL DATA

Wattage / Input	12W (24VDC)
Power Supply	Remote, not included. See page 3.
Construction	Body: Anodized Aluminum Lens: Transparent Tempered Glass
CCT	2700K, 3000K
CRI	>80
BUG Rating	B2-U0-G0 (15°, 26°, 36° - 3000K) B1-U0-G0 (60° - 3000K)
Delivered Lumens	1288 lm (15°, 3000K)
Efficacy	107.3 lm/W (15°, 3000K)
Optics	12°, 26°, 36°, 60°-no honeycomb only
Finishes	White, Sand, Aluminum, Black
Fixture Dimensions	Head: Ø3.9" x 3.9" Small Box: 3.5" l x 1.4" w x 3.4" h Big Box: 3.5" l x 1.4" w x 5.7" h
IP Rating	IP65
Impact Resistance	IK07

Fixture Dimensions



BIG BOX



SMALL BOX

ORDERING INFORMATION

Example: D902011805.US. Power supplies ordered separately.

D9020				US
Model No.	CCT - Box Size	Optic / Optical Accessory	Finish	
D9020	31 - 2700K (Small Box) 11 - 3000K (Small Box) 36 - 2700K (Big Box) 16 - 3000K (Big Box)	79 - 15°, with honeycomb 80 - 15°, without honeycomb 81 - 26°, with honeycomb 82 - 26°, without honeycomb 83 - 36°, with honeycomb 84 - 36°, without honeycomb 85 - 60°, without honeycomb	2 - White 3 - Sand 5 - Aluminum 11 - Black	US

Job Name/Date:

Fixture Type Designation:

SUGGESTED POWER SUPPLIES

24VDC

Part Number	Description	Input/Output	# of Fixtures
PPLT00691	Non-Dim	120-277VAC to 24VDC, 36W, Class 2, IP67	1-4
PPLT00543	0-10V Dimming (to 15%) (-40°C / -40°F cold start)	120-277VAC to 24VDC, 100W, Class 2	1-6

Suggested Lutron Compatible

Part Number	Option	Lutron SKU	Dim Range	Description	Input/Output	# of Fixtures
PPLT00530	L3DAE / L3DA3W	L3DA	100%-1%	Hi-Lume™ 1% EcoSystem™ or 1% 3-Wire LED Driver	120-277VAC to 24VDC, 96W, Class 2	1-6

DRIVERS IN NEMA ENCLOSURE

Remote 24VDC - ELV / TRIAC / 0-10V



PPLT00715

Part Number	Description	Input/Output	# of Fixtures
PPLT00715	ELV / TRIAC / 0-10V Dimming to 0.1%	120-277VAC to 24VDC, 96W, Class 2, WET/DAMP	1-6

For other power supply options consult factory.

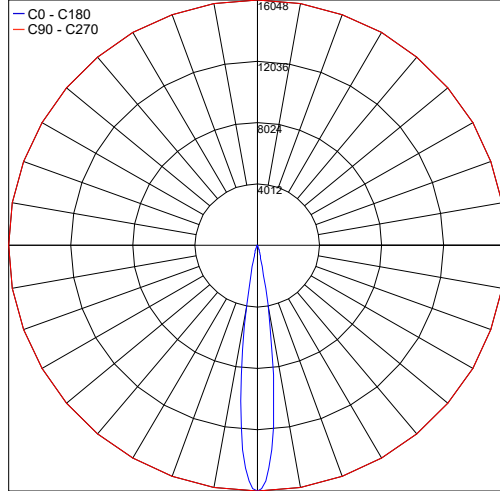
Job Name/Date:

Fixture Type Designation:

PHOTOMETRIC DATA

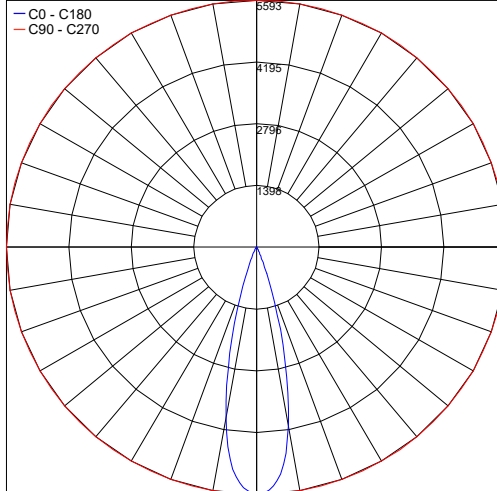
Note: All Photometry is 3000K

Maximum Candela = 16047.6



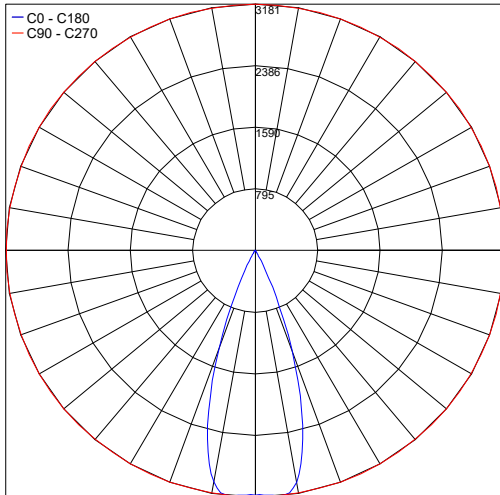
PHOTOMETRIC FILENAME : MUSE-SPOT-3000K-15°-NO-HONEYCOMB-24V.IES

Maximum Candela = 5592.8



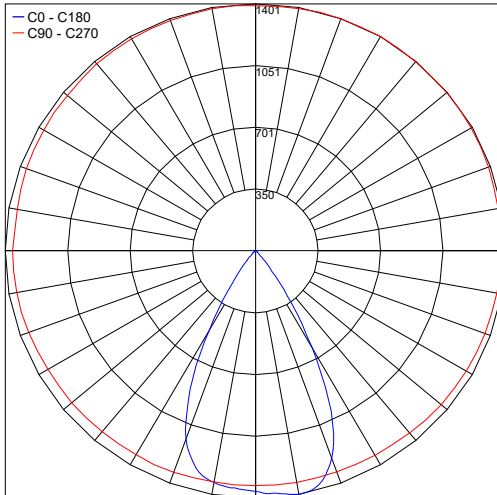
PHOTOMETRIC FILENAME : MUSE-SPOT-3000K-26°-NO-HONEYCOMB-24V.IES

Maximum Candela = 3180.9



PHOTOMETRIC FILENAME : MUSE-SPOT-3000K-36°-NO-HONEYCOMB-24V.IES

Maximum Candela = 1401.5



PHOTOMETRIC FILENAME : MUSE-SPOT-3000K-60°-NO-HONEYCOMB-24V.IES

Job Name/Date:

Fixture Type Designation: