

# MUSE SPOT 03 BEND-SHAPE STEM 31.5" designplan®

datasheet

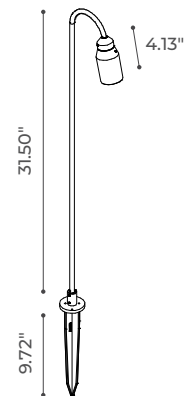
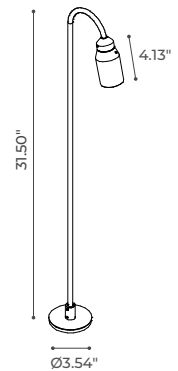
MUSE is a modular outdoor lamp system that offers multiple lighting solutions based on the needs of the user, by combining one of the 3 emission sources - CAPSULE, STILLA and SPOT - with various installation accessories. MUSE SPOT 03 BEND-SHAPE STEM is an extra resilient glass cylinder on a decorative stem that can be mounted using a base or spike. It is available in 2 stem heights, 2 color temperatures, 3 optics options with a black finish.



## TECHNICAL DATA

|                           |   |
|---------------------------|---|
| <b>Wattage</b>            | 5.8W  |
| <b>Power Supply</b>       | Remote 24VDC, not included. See page 2.                               |
| <b>Construction</b>       | Body: Anodized Aluminum<br>Lens: Sandblasted Glass                    |
| <b>CCT</b>                | 2700K, 3000K  |
| <b>CRI</b>                | >80   |
| <b>BUG Rating</b>         | B1-U0-G0 (10°, 3000K); B1-U1-G0 (26°, 3000K)<br>B0-U0-G0 (52°, 3000K) |
| <b>Delivered Lumens</b>   | 455 lm (26°, 3000K)   |
| <b>Efficacy</b>           | 78.5 lm/W   |
| <b>Optics</b>             | 10°, 26°, 52°   |
| <b>Finishes</b>           | Black   |
| <b>Fixture Dimensions</b> | Head: Ø1.97" x 4.13" x 31.5" stem<br>Base: Ø3.54" / Spike: 9.72"      |
| <b>LED Source</b>         | Mid Power LED   |
| <b>IP Rating</b>          | IP65  |
| <b>Impact Resistance</b>  | IK05  |

Fixture Dimensions



## ORDERING INFORMATION

*Example: D9020325011.US. Power supplies ordered separately.*

| D9020   | .                                   |                                    | 11         | US |
|---------|-------------------------------------|------------------------------------|------------|----|
| Model # | CCT                                 | Optic / Installation               | Finish     |    |
| D9020   | 32 - 2700K                          | 119 - 10° with Base / Honeycomb    | 11 - Black | US |
|         |                                     | 120 - 10° with Base / No Honeycomb |            |    |
|         | 12 - 3000K                          | 55 - 26° with Base / Honeycomb     |            |    |
|         |                                     | 56 - 26° with Base / No Honeycomb  |            |    |
|         | 59 - 52° with Base / Honeycomb      |                                    |            |    |
|         | 60 - 52° with Base / No Honeycomb   |                                    |            |    |
|         | 121 - 10° with Spike / Honeycomb    |                                    |            |    |
|         | 122 - 10° with Spike / No Honeycomb |                                    |            |    |
|         | 57 - 26° with Spike / Honeycomb     |                                    |            |    |
|         | 58 - 26° with Spike / No Honeycomb  |                                    |            |    |
|         | 59 - 52° with Spike / Honeycomb     |                                    |            |    |
|         | 60 - 52° with Spike / No Honeycomb  |                                    |            |    |

Job Name/Date:

Fixture Type Designation:

## SUGGESTED POWER SUPPLIES

24VDC

| Part Number               | Description                                       | Input/Output                            | # of Fixtures |
|---------------------------|---|---|---------------|
| <a href="#">PPLT00691</a> | Non-Dim   | 120-277VAC to 24VDC, 60W, Class 2, IP67 | 1-8           |
| <a href="#">PPLT00543</a> | 0-10V Dimming (to 15%) (-40°C / -40°F cold start) | 120-277VAC to 24VDC, 100W, Class 2      | 2-13          |

## Suggested Lutron Compatible

| Part Number               | Option         | Lutron SKU | Dim Range | Description                                    | Input/Output                      | # of Fixtures |
|---------------------------|----------------|------------|-----------|--|-----------------------------------|---------------|
| <a href="#">PPLT00530</a> | L3DAE / L3DA3W | L3DA       | 100%-1%   | Hi-Lume™ 1% EcoSystem™ or 1% 3-Wire LED Driver | 120-277VAC to 24VDC, 96W, Class 2 | 1-13          |

## DRIVERS IN NEMA ENCLOSURE

Remote 24VDC - ELV / TRIAC / 0-10V

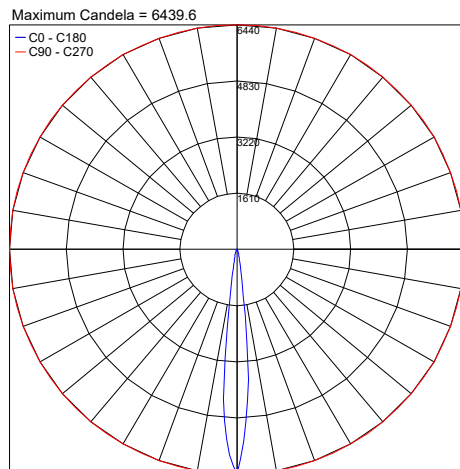


PPLT00715

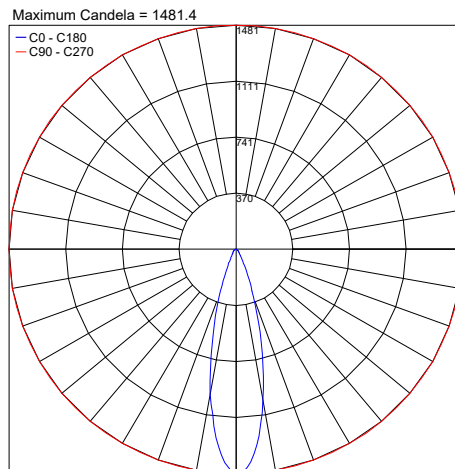
| Part Number               | Description                         | Input/Output                                | # of Fixtures |
|---------------------------|-------------------------------------|---|---------------|
| <a href="#">PPLT00715</a> | ELV / TRIAC / 0-10V Dimming to 0.1% | 120-277VAC to 24VDC, 96W, Class 2, WET/DAMP | 1-13          |

For other power supply options consult factory.

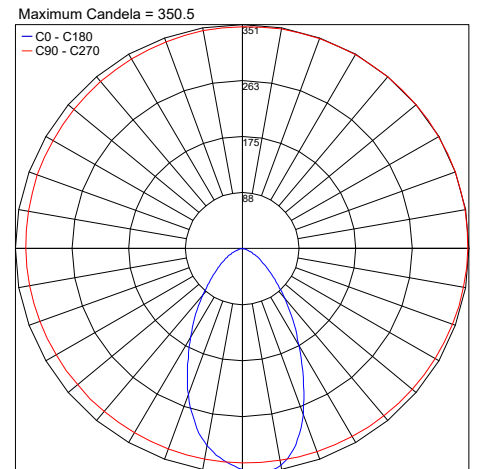
## PHOTOMETRIC DATA - Note: All photometry is 3000K



PHOTOMETRIC FILENAME : MUSE-SPOT-03-3000K-10°-NO-HONEYCOMB-19.7in or 31.5in.IES



PHOTOMETRIC FILENAME : MUSE-SPOT-03-3000K-26°-NO-HONEYCOMB-19.7in or 31.5in.IES



PHOTOMETRIC FILENAME : MUSE-SPOT-03-3000K-52°-NO-HONEYCOMB-19.7in or 31.5in.IES

Job Name/Date:

Fixture Type Designation: