

# MUSE SPOT 04 BOLLARD 500

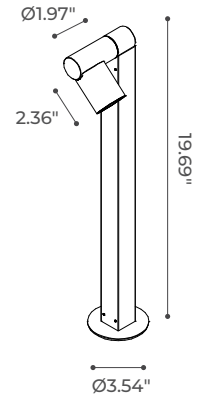
MUSE is a modular outdoor lamp system that offers multiple lighting solutions based on the needs of the user, by combining one of the 3 emission sources - CAPSULE, STILLA and SPOT - with various installation accessories. MUSE SPOT 04 BOLLARD is a bollard offered in 3 heights with an adjustable turned aluminum cylinder attached to a square pole suitable for outdoor installation. It is available in 2 color temperatures and 3 optic options.



## TECHNICAL DATA

<b>Wattage / Input</b>	5.8W (24VDC)
<b>Power Supply</b>	Remote, not included. See page 3.
<b>Construction</b>	Body: Anodized Aluminum Lens: Transparent Tempered Glass
<b>CCT</b>	2700K, 3000K
<b>CRI</b>	>80
<b>BUG Rating</b>	B1-U0-G0 (26° - 3000K) B0-U0-G0 (52° - 3000K)
<b>Delivered Lumens</b>	455 lm (26°, 3000K, without honeycomb) 264 lm (26°, 3000K, with honeycomb)
<b>Efficacy</b>	78.4 lm/W (26°, 3000K, without honeycomb) 45.5 lm/W (26°, 3000K, with honeycomb)
<b>Optics</b>	10°, 26°, 52°
<b>Finishes</b>	Black
<b>Fixture Dimensions</b>	Ø2.0" x 2.4" x 19.7" h
<b>IP Rating</b>	IP65
<b>Impact Resistance</b>	IK07

Fixture Dimensions



## ORDERING INFORMATION

Example: D9020122311.US. Power supplies ordered separately.

D9020			11	US
Model No.	CCT	Optic / Optical Accessory	Finish	
D9020	32 - 2700K 12 - 3000K	111 - 10°, with honeycomb 112 - 10°, without honeycomb 23 - 26°, with honeycomb 24 - 26°, without honeycomb 25 - 52°, with honeycomb 26 - 52°, without honeycomb	11 - Black	US

Job Name/Date:

Fixture Type Designation:

## SUGGESTED POWER SUPPLIES

24VDC

Part Number	Description	Input/Output	# of Fixtures
<a href="#">PPLT00691</a>	Non-Dim	120-277VAC to 24VDC, 60W, Class 2, IP67	1-8
<a href="#">PPLT00543</a>	0-10V Dimming (to 15%) (-40°C / -40°F cold start)	120-277VAC to 24VDC, 100W, Class 2	1-13

## Suggested Lutron Compatible

Part Number	Option	Lutron SKU	Dim Range	Description	Input/Output	# of Fixtures
<a href="#">PPLT00530</a>	L3DAE / L3DA3W	L3DA	100%-1%	Hi-Lume™ 1% EcoSystem™ or 1% 3-Wire LED Driver	120-277VAC to 24VDC, 96W, Class 2	1-13

## DRIVERS IN NEMA ENCLOSURE

Remote 24VDC - ELV / TRIAC / 0-10V



PPLT00715

Part Number	Description	Input/Output	# of Fixtures
<a href="#">PPLT00715</a>	ELV / TRIAC / 0-10V Dimming to 0.1%	120-277VAC to 24VDC, 96W, Class 2, WET/DAMP	1-13

For other power supply options consult factory.

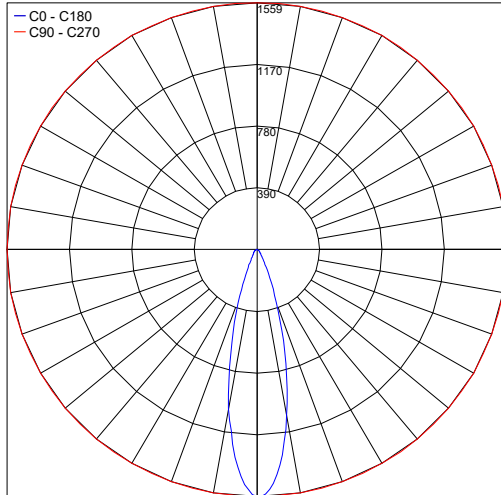
Job Name/Date:

Fixture Type Designation:

## PHOTOMETRIC DATA

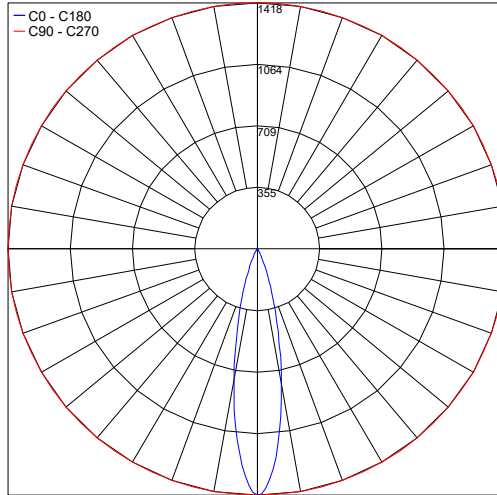
Note: All Photometry is 3000K

Maximum Candela = 1559.3



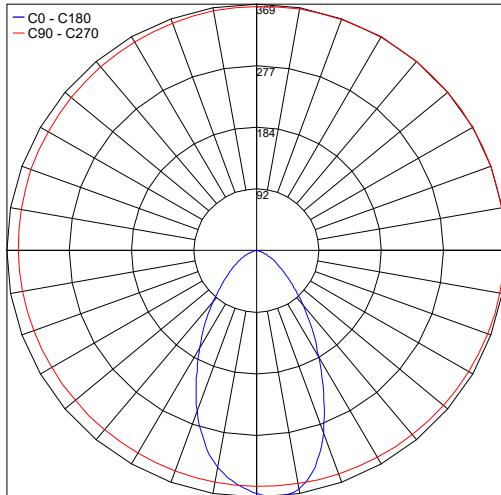
PHOTOMETRIC FILENAME : MUSE-SPOT-04-3000K-26°-NO-HONEYCOMB.IES

Maximum Candela = 1418.0



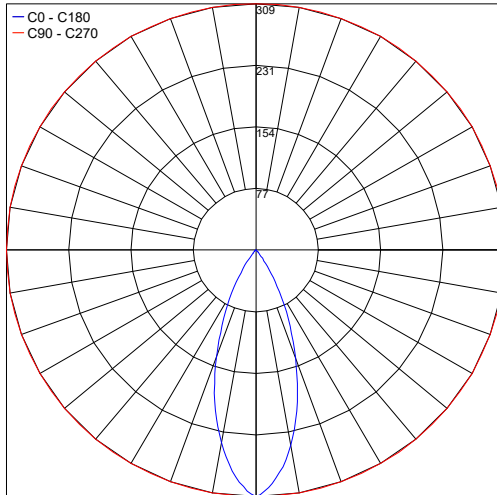
PHOTOMETRIC FILENAME : MUSE-SPOT-04-3000K-26°-WITH-HONEYCOMB.IES

Maximum Candela = 367.0



PHOTOMETRIC FILENAME : MUSE-SPOT-04-3000K-52°-NO-HONEYCOMB.IES

Maximum Candela = 308.5



PHOTOMETRIC FILENAME : MUSE-SPOT-04-3000K-52°-WITH-HONEYCOMB.IES

Job Name/Date:

Fixture Type Designation: