



## LED spotlight C1-nano-HC

part number: A400411

**description:**

LED spotlight for installation on magnetic track,  
360° rotatable, 180° swivelling

**housing color:**

aluminum anodized matte  
in black, silver, gold, champagne, bronze  
(other surface finishing on request)

**optics:**

18°, 26°, 30°, 45°, 80°, 47°+25°, 40°+10°

**light colour (+/- 100K):**

~2700K, ~3000K, ~3500K, ~4000K, ~5700K

**high power LED, high CRI DIN EN 55015:2020-07,**

lifetime 50,000 hours | basis of lifetime L80B10

**protection class:**

IP20, protection class III, CE

**luminous flux (~3000K | 30°):**

~94 lm at ~1.1W (86 lm/W)  
(total power consumption ~1.3 W)

**power input:**

12VDC (constant voltage)

**allowed power supplies:**

power supply of constant voltage 12VDC, class 2  
(see datasheet for power supply options)

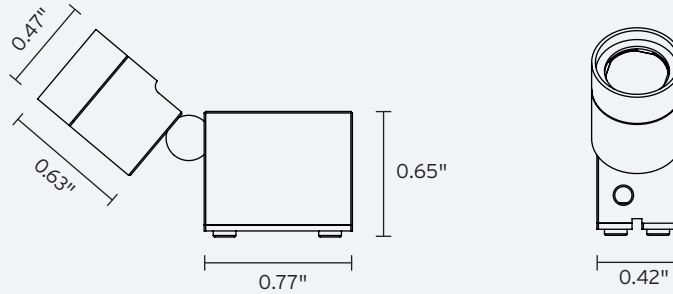
**dimming:** on board with dimming pen (incl.)

**accessory:** magnetic track

**optional accessories:**

magnetic track holders,  
honeycomb grid, anti-glare tube, slash-cut tube,  
light diffusion foil


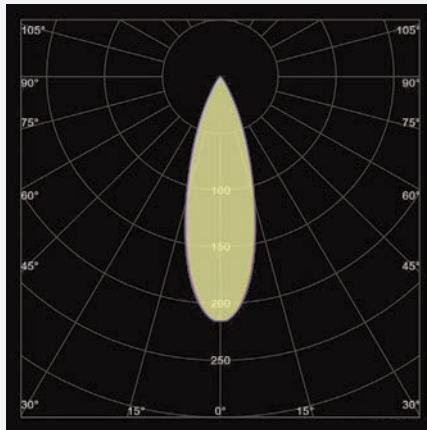
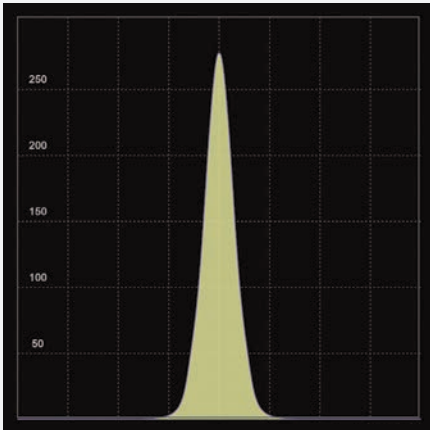
## dimensions



specification in in

## photometry

light color ~3000 K | standard lens 30° | CRI typ. 97, R9 > 90, R12 > 90 | color variation ≤ 3 SDCM | distance ~39.4 in



## Sensor area

The sensor is located at the cable entry in the lamp base.

## Dimming

Place the dimming pen in the sensor area. As soon as the green feedback LED lights up at the cable entry, the sensor is activated and the spotlight is dimmed. The dimming process stops by removing the pen. When the dimming pen is attached again, the dimming direction is changed. Your set dimming is automatically saved after approx. 5 - 10 seconds. The dimming range is flicker-free adjustable from 100% to 1% in 256 steps. (dimming frequency approx. 20 kHz)  
The spotlight is set to 100% at initial start-up.



technical changes reserved | March 2026