

HELAX SML BEACH

LEAF / TORSION

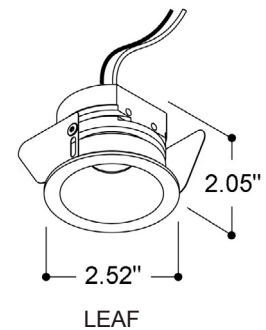
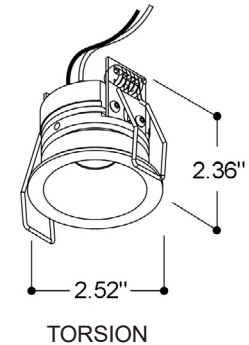
Helax SML Beach is a round, recessed LED downlight suitable for outdoor installation on ceilings and available with an ingress protection of IP65 Beach for use in aggressive surroundings such as swimming pools and coastal areas. It comes in 2 static white temperatures, and textured white or black standard finishes.



TECHNICAL DATA

Wattage / Input	4.1W (350mA)
Power Supply	Remote, not included. See page 2.
CCT	2700K, 3000K (4000K on request)
BUG Rating	B1-U1-G0 (3000K)
CRI	>90
Delivered Lumens	450 lm (3000K)
Efficacy	118.4 lm/W (3000K)
Optics	15°, 36°, 50°
Finishes	Textured White, Textured Black
LED Source	BRIDGELUX LED
Fixture Dimensions	Ø2.52" x 2.48" (Torsion) Ø2.52" x 2.05" (Leaf)
Cutout Dimensions	Ø2.17" - Installation Depth 2.56" (Torsion) Ø2.20" Solid - Install Depth 2.76" (Leaf) Ø2.17" Hollow - Install Depth 2.17" (Leaf)
Fixture Weight	0.44 lbs
IP Rating	IP65 Beach

Fixture Dimensions



ORDERING INFORMATION

Example: T178757W-36. Power Supplies / Accessories ordered separately.

--	--

Model No.	Description	Optics
T178756	Helax SML Beach Torsion, 2700K, Textured White	N - 15°
T178735	Helax SML Beach Torsion, 2700K, Textured Black	M - 36
T178757	Helax SML Beach Torsion, 3000K, Textured White	W - 50°
T178736	Helax SML Beach Torsion, 3000K, Textured Black	
T178746	Helax SML Beach Leaf, 2700K, Textured White	
T178725	Helax SML Beach Leaf, 2700K, Textured Black	
T178747	Helax SML Beach Leaf, 3000K, Textured White	
T178726	Helax SML Beach Leaf, 3000K, Textured Black	

Job Name/Date:

Fixture Type Designation:

HELAX SML BEACH

LEAF / TORSION

SUGGESTED POWER SUPPLIES

350mA

Part Number	Description	Input/Output	# of Fixtures
PPLT00211	Non-Dim	120VAC to 350mA, 10W, Class 2	1-2
PPLT00466-P	0-10V Dimming to 1.0%	120-277VAC to 350mA, 10W, Class 2, DAMP	1-2
PPLT00496	Phase Dim (120V only)	120VAC to 350mA, 12W, Class 2, DAMP	1-2
PPLT00263	Leading / Trailing Edge Dimming to 10% (120V only)	120-277VAC to 350mA, 32W, Class 2	2-3
PPLT00309-P	0-10V Dimming to 0.1%	120-277VAC to 350mA, 50W, Class 2, DAMP	1-4

Suggested Lutron Compatible

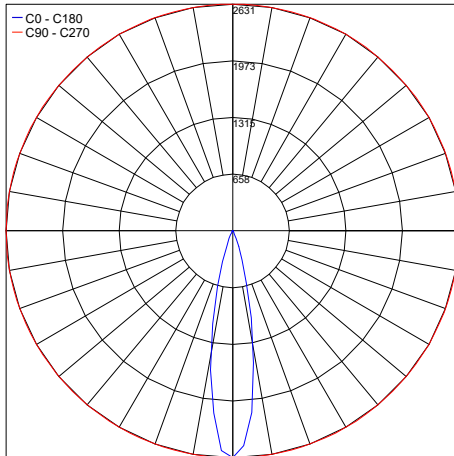
Part Number	Option	Lutron SKU	Dim Range	Description	Input/Output	# of Fixtures
PPLT00247	L3DAE / L3DA3W	L3DA	100%-1%	Hi-Lume™ 1% EcoSystem™ or 1% 3-Wire LED Driver	120-277VAC to 350mA, 7W, Class 2	1-1
PPLT00179	L3DAE / L3DA3W	L3DA	100%-1%	Hi-Lume™ 1% EcoSystem™ or 1% 3-Wire LED Driver	120-277VAC to 350mA, 19W, Class 2	3-4

For other power supply options consult factory.

PHOTOMETRIC DATA

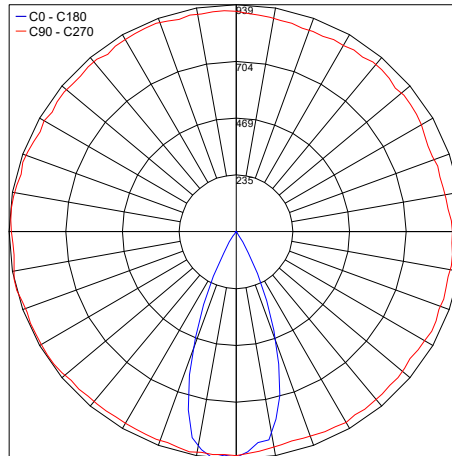
Note all Photometry is 3000K

Maximum Candela = 2630.6



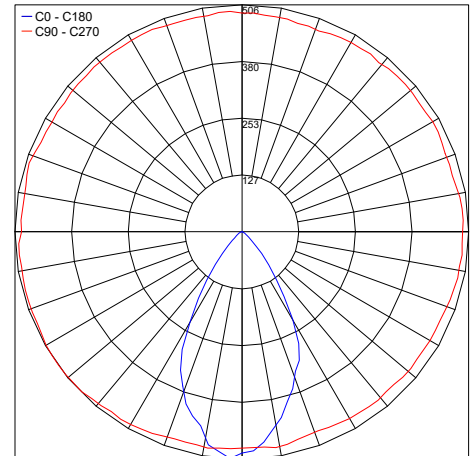
PHOTOMETRIC FILENAME : HELAX SML BEACH 3000K 15°.IES

Maximum Candela = 938.9



PHOTOMETRIC FILENAME : HELAX SML BEACH 3000K 36°.IES

Maximum Candela = 506.3



PHOTOMETRIC FILENAME : HELAX SML BEACH 3000K 50°.IES

Job Name/Date:

Fixture Type Designation: