


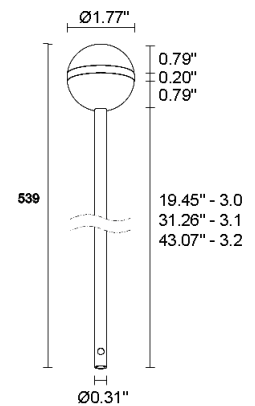
DoReMi is a collection of decorative stainless steel outdoor bollards that become luminous accents for gardens, terraces and outdoor spaces with a variety of forms – spheres, hemispheres, cones and flat circular heads – available in 3 heights (19.7", 31.5", and 43.3"). Do 3 is a sphere version with a hood on the top and bottom of the sphere, offered in 4 color temperatures with diffuse optics and 5 standard finishes.



TECHNICAL DATA

Wattage	0.9W
Power Supply	Remote 24VDC, not included. See page 3.
Construction	Body / Bracket: Stainless Steel AISI 316L Lens: Acrylic (PMMA) Cable Length: 4.92' Standard
CCT	2200K, 2700K, 3000K, 4000K
CRI	80
BUG Rating	B0-U1-G0 (3000K)
Delivered Lumens	24 lm (3000K)
Efficacy	26.7 lm/W (3000K)
Optics	Diffuse
Finishes	5 Standard, Custom RAL on request (4 Stage Marine Grade Finish)
Fixture Dimensions	Ø1.8" x 19.5", 31.3" or 43.1" h
Fixture Weight	0.72 lbs (19.5" h) 0.82 lbs (31.3" h) 0.92 lbs (43.1" h)
LED Source	8 Mid-Power LEDs
Lumen Maintenance	72,000 hrs L80, B10 (Ta 25°C)
Color Consistency	3-Step MacAdam
Operating Temp.	-4°F to +122°F
IP Rating	IP66
Impact Resistance	IK06

Fixture Dimensions



ORDERING INFORMATION

Example: DD310000050DI or DD310000050DI-2. Power Supplies & Accessories ordered separately.

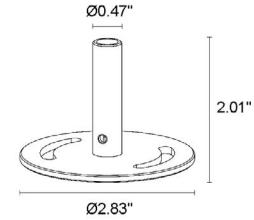
	000		0D		-	
Model #	Accessories	CCT	Optics	Finish		Cable Length
DD3000 - Do 3.0 (19.5" h)	000 - None	0N - 2200K	0D - Diffuse	H - Anthracite		4.92' standard
DD3100 - Do 3.1 (31.3" h)		0F - 2700K		T - Cor-ten		1 - 16.40'
DD3200 - Do 3.2 (43.1" h)		05 - 3000K		5 - Jasper Green		2 - 32.81'
		09 - 4000K		E - White		
				I - Stainless Steel		
				C - Custom RAL (consult factory for "C")		

Job Name/Date:

Fixture Type Designation:

ACCESSORIES

Installation - **REQUIRED**



WDA33__

Fixing Base

Include one of the below finishes:

E - White

H - Anthracite

T - Cor-ten

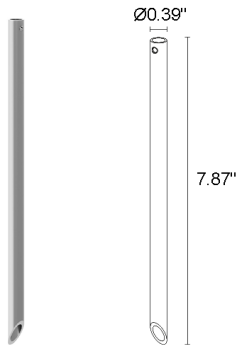
5 - Jasper Green

I - Stainless Steel

C - Custom RAL

ACCESSORIES

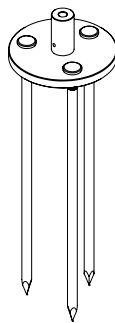
Spikes and Arms



WPA19

Single Spike

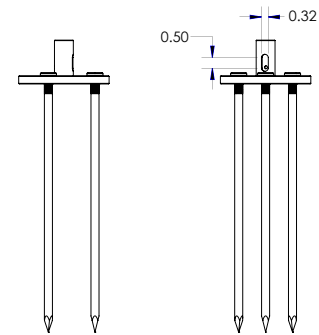
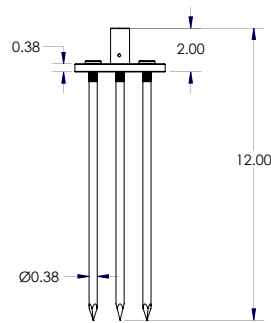
for In-ground Installation



AM-00026

3 Pronged Ground Spike

for In-ground Installation



Job Name/Date:

Fixture Type Designation:

SUGGESTED POWER SUPPLIES

24VDC

Part Number	Description	Input/Output	# of Fixtures
PPLT00543	0-10V Dimming to 15% (-40°C / -40°F cold weather start)	120-277VAC to 24VDC, 100W, Class 2	1-80
PPLT00284	Non-Dim	120-277VAC to 24VDC, 100W, Class 2, DAMP	1-80

Suggested Lutron Compatible

Part Number	Option	Lutron SKU	Dim Range	Description	Input/Output	# of Fixtures
PPLT00530	L3DAE / L3DA3W	L3DA	100%-1%	Hi-Lume™ 1% EcoSystem™ or 1% 3-Wire LED Driver	120-277VAC to 24VDC, 96W, Class 2	1-76

DRIVERS IN NEMA 4X ENCLOSURE

Remote 24VDC - ELV / TRIAC / 0-10V



PPLT00715

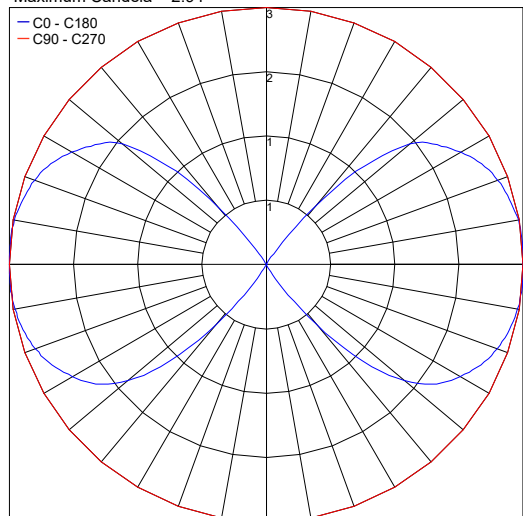
Part Number	Description	Input/Output	# of Fixtures
PPLT00715	ELV / TRIAC / 0-10V Dimming to 0.1%	120-277VAC to 24VDC, 96W, Class 2, WET/DAMP	1-76

For other power supply options consult factory.

PHOTOMETRIC DATA

Note: All photometry is 3000K

Maximum Candela = 2.94



PHOTOMETRIC FILENAME : DO_3.0_3000K_0.9W_24VDC_19.7IN.IES

Job Name/Date:

Fixture Type Designation: