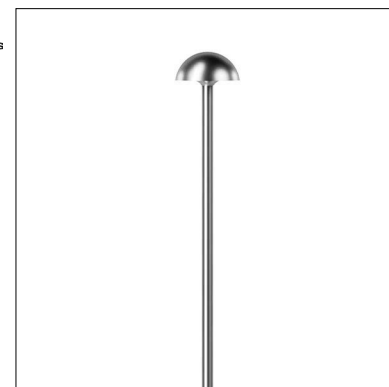


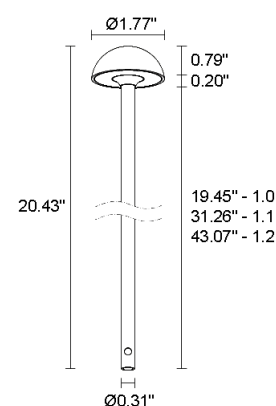
DoReMi is a collection of decorative stainless steel outdoor bollards that become luminous accents for gardens, terraces and outdoor spaces with a variety of forms – spheres, hemispheres, cones and flat circular heads – available in 3 heights (19.7”, 31.5”, and 43.3”). Re 1 is a version with a hemisphere head offered in 4 color temperatures with diffuse optics and 5 standard finishes.



TECHNICAL DATA

Wattage	0.9W
Power Supply	Remote 24VDC, not included. See page 3.
Construction	Body / Bracket: Stainless Steel AISI 316L Lens: Acrylic (PMMA) Cable Length: 4.92' Standard
CCT	2200K, 2700K, 3000K, 4000K
CRI	80
BUG Rating	B0-U1-G0 (3000K)
Delivered Lumens	75 lm (3000K)
Efficacy	83.3 lm/W (3000K)
Optics	Diffuse
Finishes	5 Standard, Custom RAL on request (4 Stage Marine Grade Finish)
Fixture Dimensions	Ø1.8" x 19.5", 31.3" or 43.1" h
Fixture Weight	0.52 lbs (19.5" h) 0.62 lbs (31.3" h) 0.73 lbs (43.1" h)
LED Source	8 Mid-Power LED Matrix
Lumen Maintenance	72,000 hrs L80, B10 (Ta 25°C)
Color Consistency	3-Step MacAdam
Operating Temp.	-4°F to +122°F
IP Rating	IP66
Impact Resistance	IK06

Fixture Dimensions



ORDERING INFORMATION

Example: RR1100000050DI or RR1100000050DI-2. Power Supplies & Accessories ordered separately.

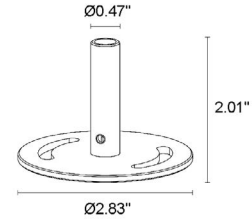
Model #	Accessories	CCT	Optics	Finish	Cable Length
RR1000 - Re 1.0 (19.5" h)	000 - None	0N - 2200K	0D - Diffuse	H - Anthracite	4.92' standard
RR1100 - Re 1.1 (31.3" h)		0F - 2700K		T - Cor-ten	1 - 16.40'
RR1200 - Re 1.2 (43.1" h)		05 - 3000K		5 - Jasper Green	2 - 32.81'
		09 - 4000K		E - White	
				I - Stainless Steel	
				C - Custom RAL (consult factory for "C")	

Job Name/Date:

Fixture Type Designation:

ACCESSORIES

Installation - **REQUIRED**



WDA33__

Fixing Base

Include one of the below finishes:

E - White

H - Anthracite

T - Cor-ten

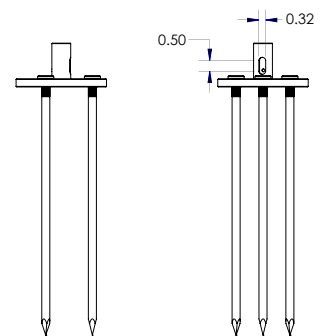
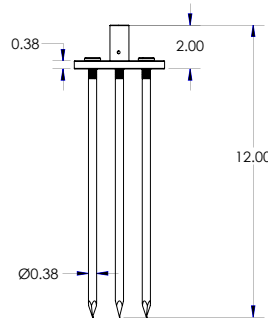
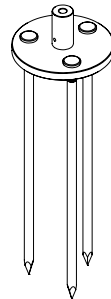
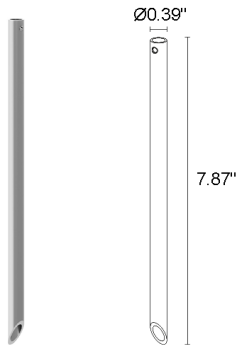
5 - Jasper Green

I - Stainless Steel

C - Custom RAL

ACCESSORIES

Spikes and Arms



WPA19

Single Spike

for In-ground Installation

AM-00026

3 Pronged Ground Spike

for In-ground Installation

Job Name/Date:

Fixture Type Designation:

SUGGESTED POWER SUPPLIES

24VDC

Part Number	Description	Input/Output	# of Fixtures
PPLT00543	0-10V Dimming to 15% (-40°C / -40°F cold weather start)	120-277VAC to 24VDC, 100W, Class 2	1-80
PPLT00284	Non-Dim	120-277VAC to 24VDC, 100W, Class 2, DAMP	1-80

Suggested Lutron Compatible

Part Number	Option	Lutron SKU	Dim Range	Description	Input/Output	# of Fixtures
PPLT00530	L3DAE / L3DA3W	L3DA	100%-1%	Hi-Lume™ 1% EcoSystem™ or 1% 3-Wire LED Driver	120-277VAC to 24VDC, 96W, Class 2	1-76

DRIVERS IN NEMA 4X ENCLOSURE

Remote 24VDC - ELV / TRIAC / 0-10V



PPLT00715

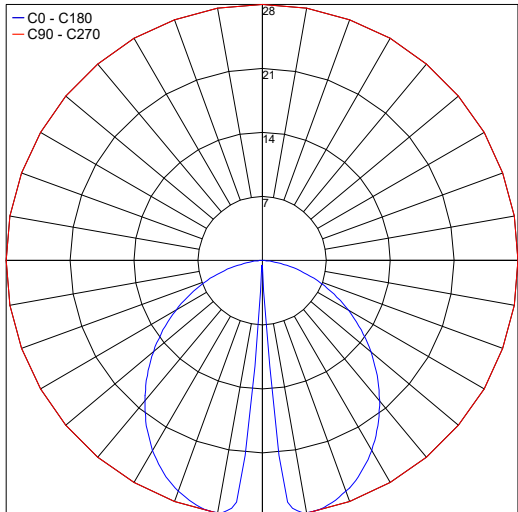
Part Number	Description	Input/Output	# of Fixtures
PPLT00715	ELV / TRIAC / 0-10V Dimming to 0.1%	120-277VAC to 24VDC, 96W, Class 2, WET/DAMP	1-76

For other power supply options consult factory.

PHOTOMETRIC DATA

Note: All photometry is 3000K

Maximum Candela = 27.9



PHOTOMETRIC FILENAME : RE_1.0_3000K_0.9W_24VDC_19.7IN.IES

Job Name/Date:

Fixture Type Designation: